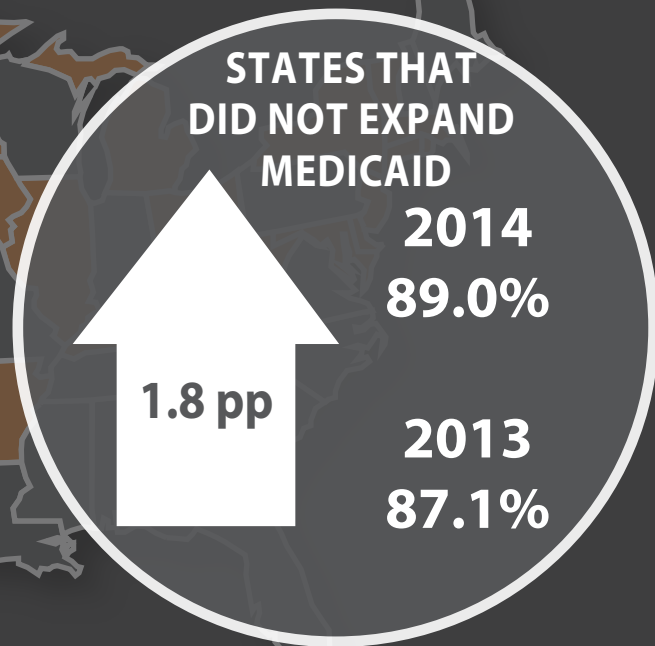
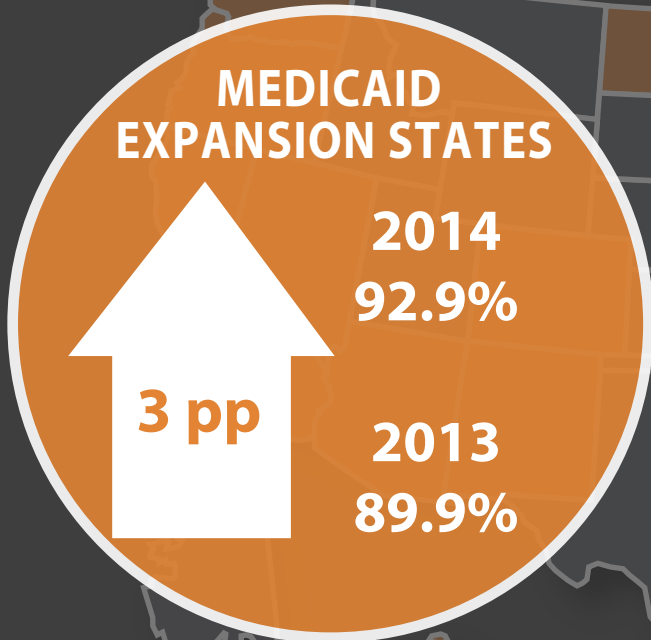


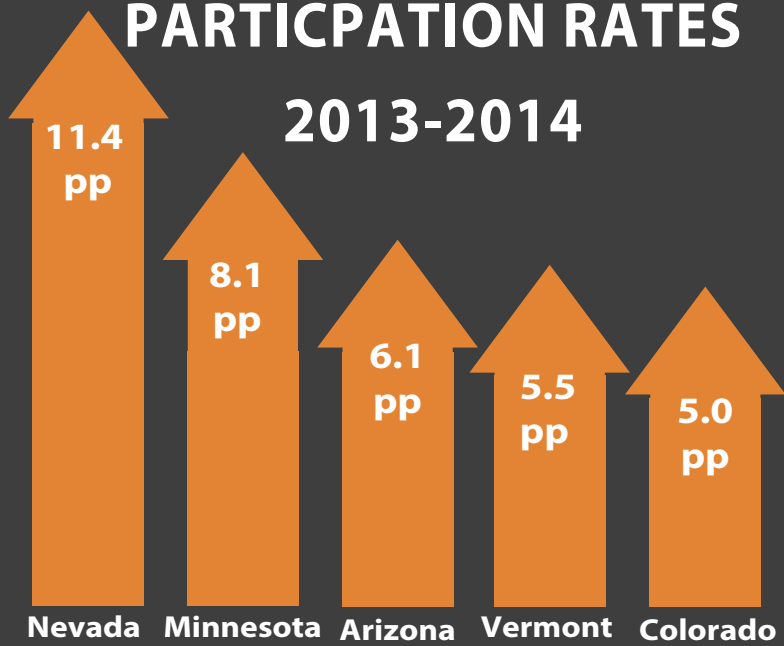
Medicaid/CHIP Participation Among Kids in 2013-2014



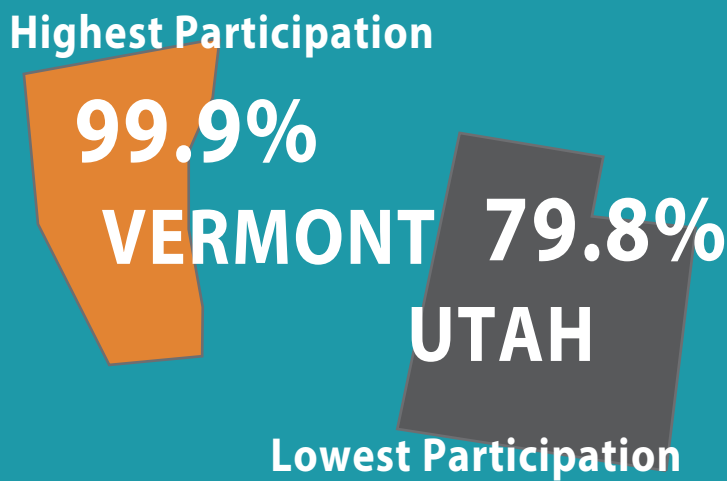
33 STATES SAW PARTICIPATION RATES INCREASE

ONLY 2 STATES SAW DECREASES
 WY: 5.5 pp & PA: 1.1 pp, both did not expand

TOP 5 INCREASES IN PARTICIPATION RATES



PARTICIPATION RATE RANGE



Source: Urban Institute Report: Children's Coverage Climb Continues: Uninsurance and Medicaid/CHIP Eligibility and Participation Under the ACA, May 2016. Urban Institute tabulations of 2013 and 2014 American Community Survey (ACS) data from the Integrated Public Use Microdata Series (IPUMS).

Notes: Changes in participation are statistically significant at the 95% or 99% confidence level. Based on participation rates among Medicaid/CHIP Eligible Children in 2013 and 2014. States that expanded Medicaid in 2014: AZ, AR, CA, CO, CT, DE, DC, HI, IL, IA, KY, MD, MA, MI, MN, NV, NJ, NM, NY, ND, OH, OR, RI, VT, WA, WV. Did not expand Medicaid in 2014: AL, AK, FL, GA, ID, IN, KS, LA, ME, MS, MO, MT, NE, NH, NC, OK, PA, SC, SD, TN, TX, UT, VA, WI, WY.



@SHADAC