



MEDICAID EXPANSION: STAKING NEW GROUND AND CORRALLING COST SAVINGS

SETTING THE STAGE

Donna Spencer, PhD

National Academy for State Health Policy
Annual Conference
October 2015

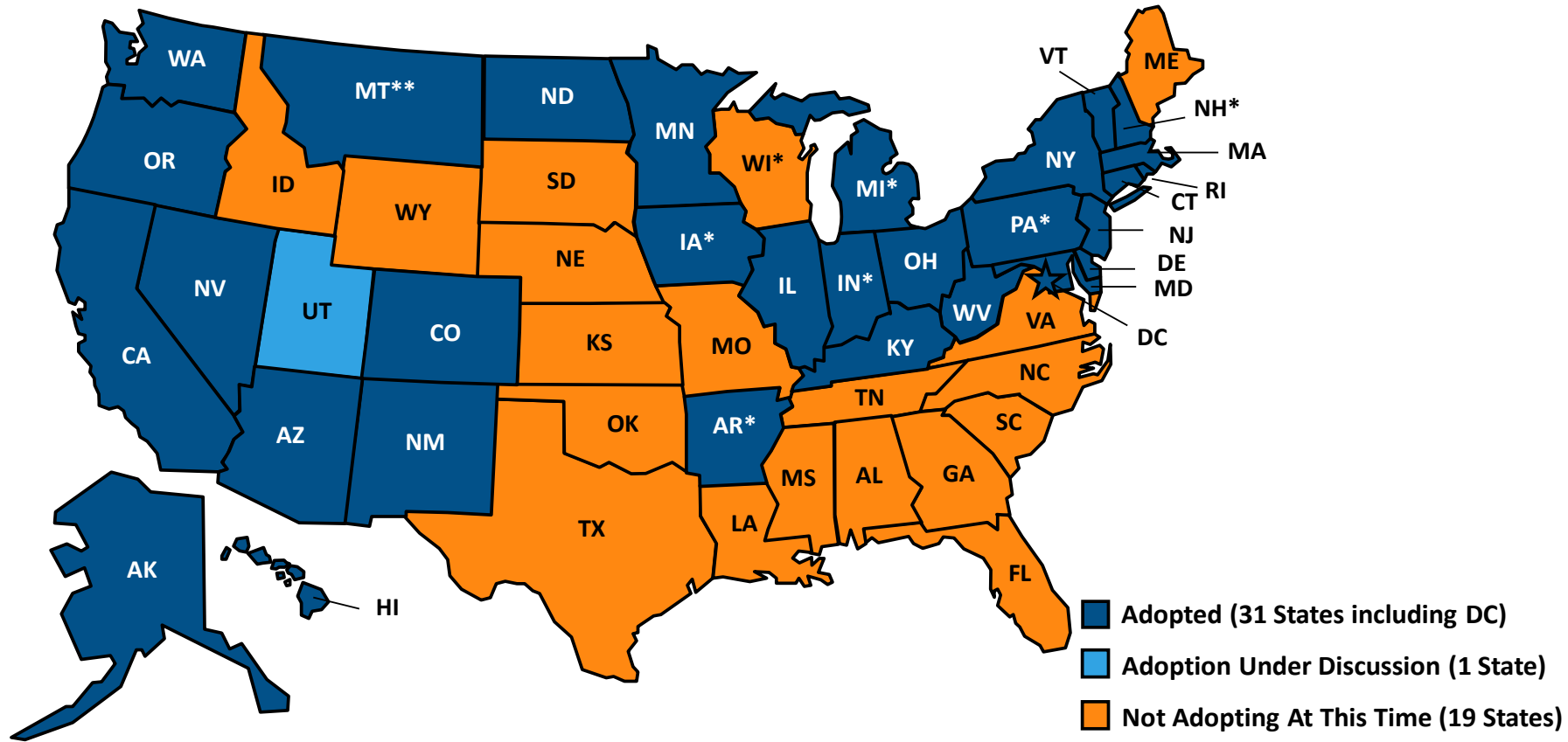
Medicaid Expansions: A View from Across the States

- Current Medicaid expansion approaches
- Medicaid expansion vs. non-expansion states
- Medicaid expansion enrollment
- Characteristics of the Medicaid expansion population
- Medicaid expansion and states' uninsurance rates
- Health care access and utilization among the Medicaid expansion population

Current Medicaid Expansions

- Medicaid Expansion under ACA
 - Nonelderly adults \leq 138% FPL
 - Alternative Benefit Plan (ABP)
 - Benchmark coverage including 10 Essential Health Benefits (EHBs)
 - Reference plan including Medicaid State Plan benefits
- Section 1115 Waiver
 - Alternative expansions for adults
 - Greater flexibility in benefit design/cost-sharing
 - Non-emergency medical transportation
 - Monthly premiums/contributions
 - Premium assistance
 - Healthy behavior incentives

Current Status of State Medicaid Expansion Decisions



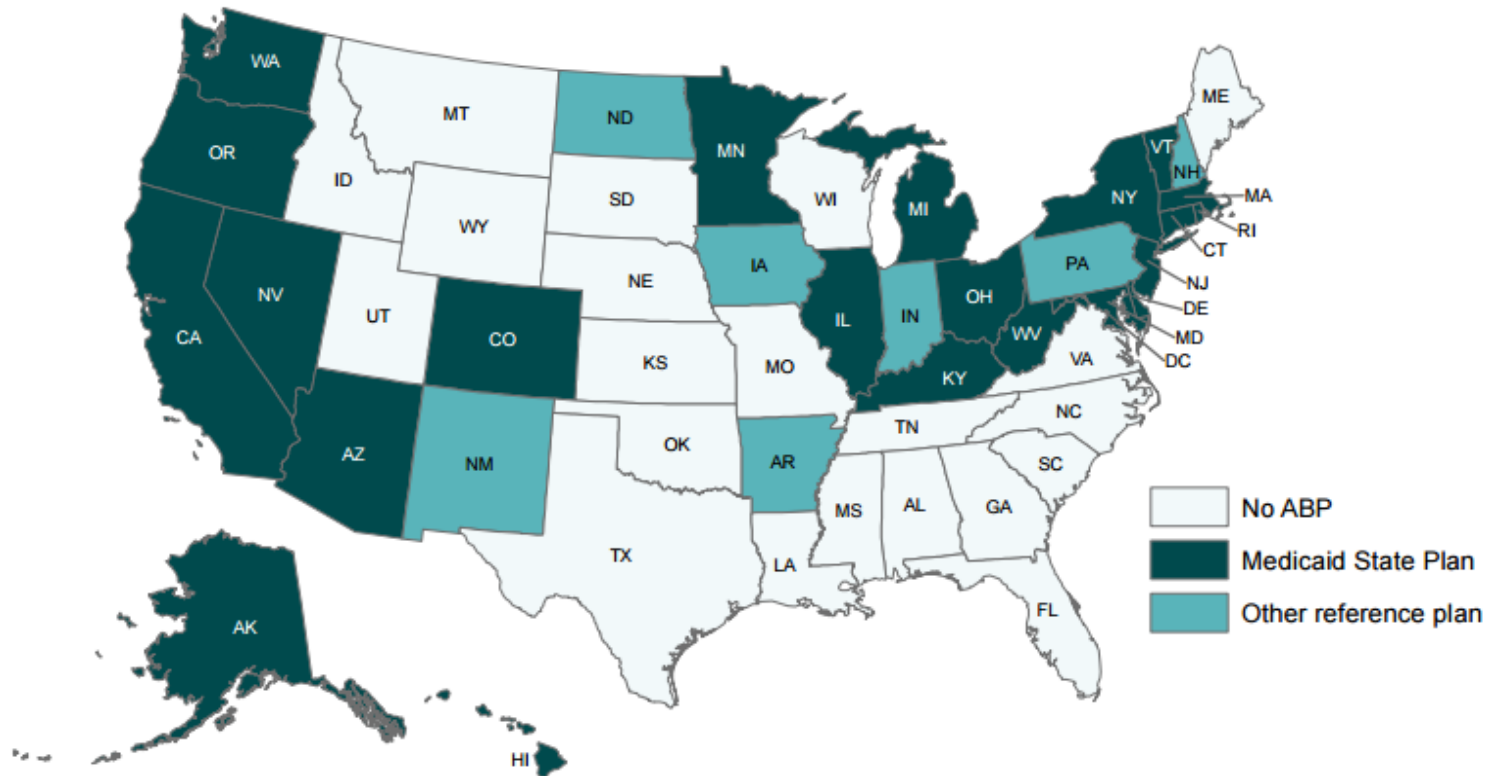
NOTES: Current status for each state is based on KCMU tracking and analysis of state executive activity. **MT has passed legislation adopting the expansion; it requires federal waiver approval. *AR, IA, IN, MI, PA and NH have approved Section 1115 waivers. Coverage under the PA waiver went into effect 1/1/15, but it is transitioning coverage to a state plan amendment. WI covers adults up to 100% FPL in Medicaid, but did not adopt the ACA expansion.

SOURCE: "Status of State Action on the Medicaid Expansion Decision," KFF State Health Facts, updated September 1, 2015.

<http://kff.org/health-reform/state-indicator/state-activity-around-expanding-medicaid-under-the-affordable-care-act/>



Medicaid Expansion Benefits: Reference Plans



Medicaid State Plan

23 of 30 states

AK, AZ, CA, CO, CT, DC, DE, HI, IL, KY, MA, MD, MI, MN, NJ, NV, NY, OH, OR, RI, VT, WA, WV

SOURCE: Planalp, C. (2015). "Medicaid Expansions: Comparing State Choices in Alternative Benefit Design." (SHRPIG/ARM Presentation). SHADAC: Minneapolis, MN.

Medicaid Expansion Enrollment

- Overall Medicaid Population
 - Over 72 million individuals enrolled (as of July 2015)
 - An increase of 13.2 million since September 2013
 - Does not include early expansion population
 - 22.9% increase between 2013 and 2015
 - Medicaid expansion states: 30%
 - Non-expansion states: 9.9%
- Enrolled Expansion Population
 - 6.8 million expansion adults (as of March 2015)
 - Excludes data from CA, CO, ND, NJ, NV, RI
 - 5.4 million are newly eligible

SOURCES:

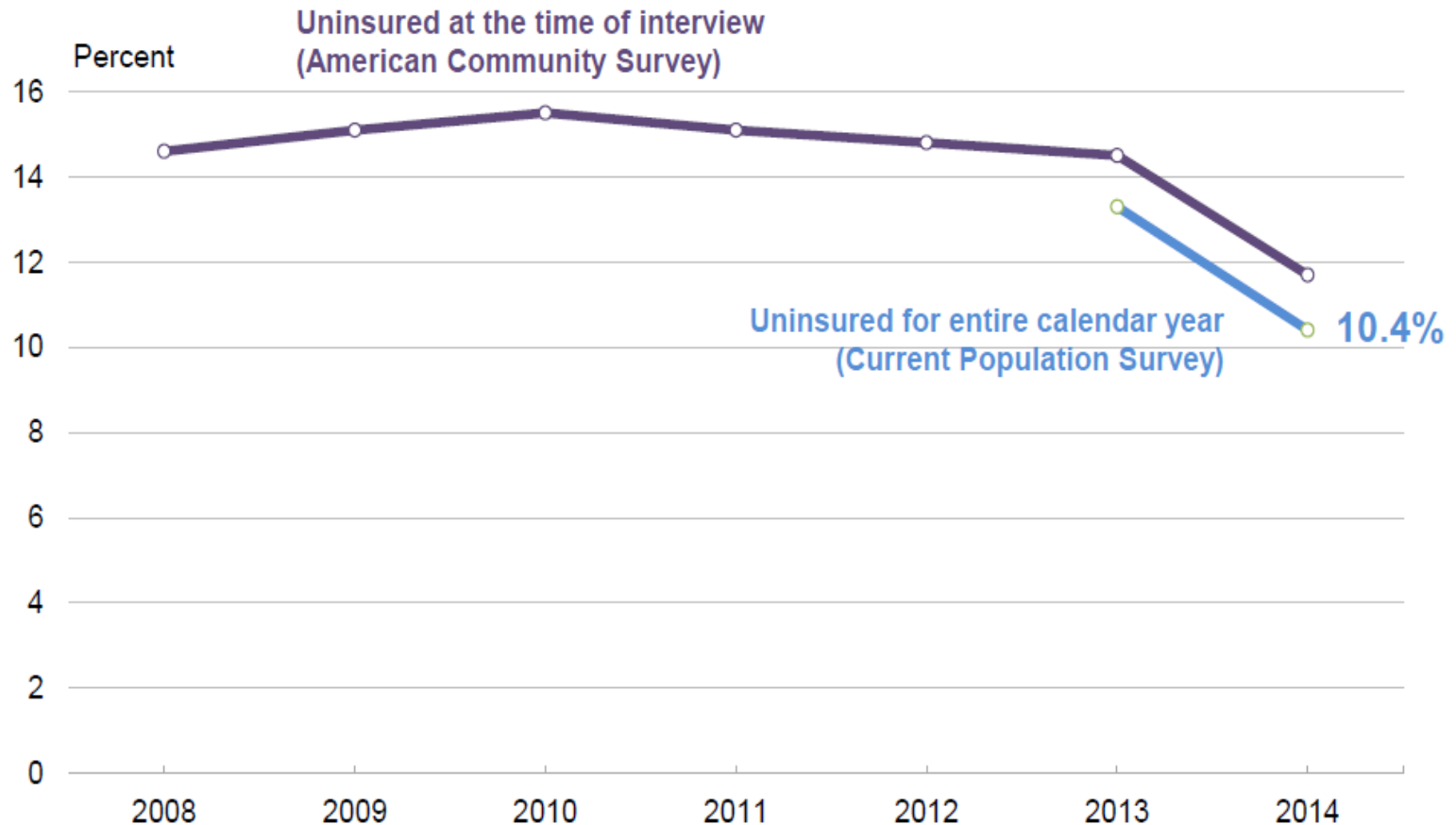
CMS (September 28, 2015). Medicaid & CHIP: July 2015 Monthly Applications, Eligibility Determinations, and Enrollment Report.

CMS (January-March 2015). Total Medicaid Enrollees – VIII Group Break Out Report.

Characteristics of the Medicaid Expansion Population

- Demographic Characteristics
- Socioeconomic Characteristics
- Health Status

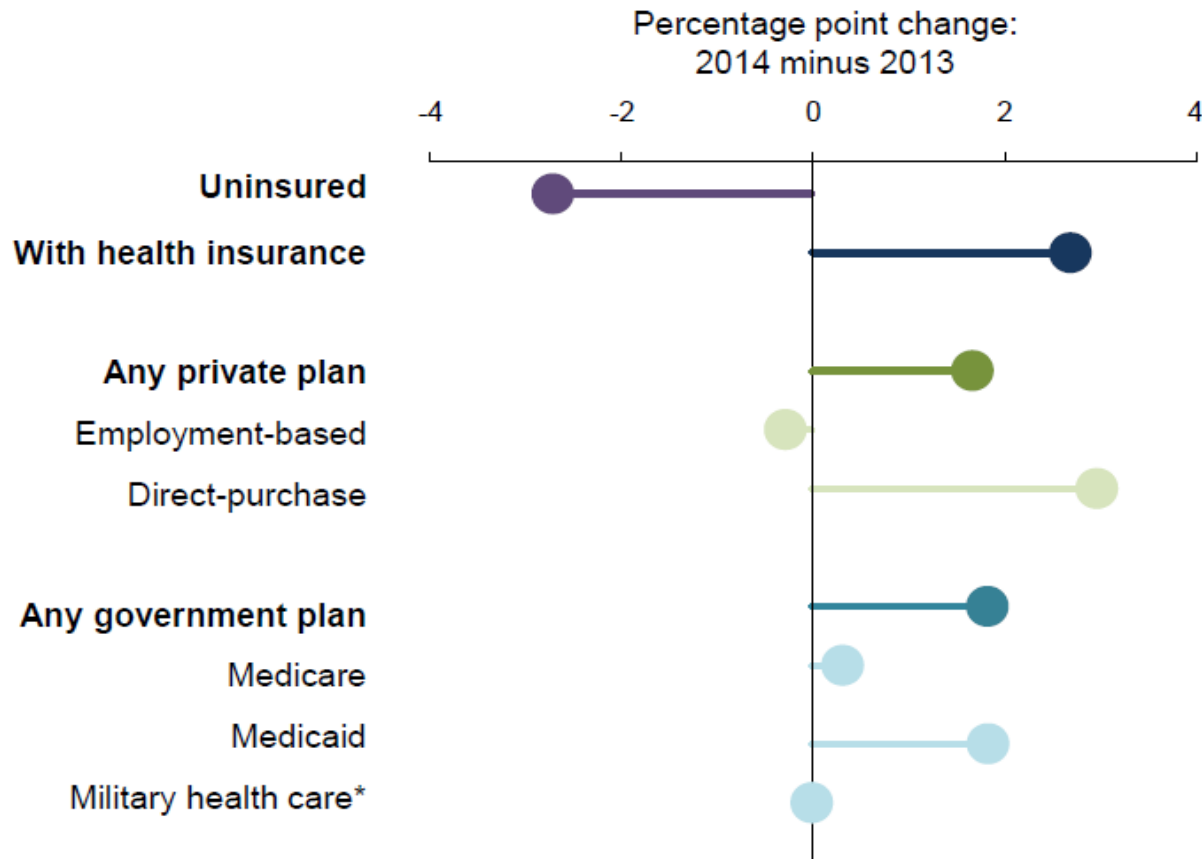
Uninsured Rate: 2008 to 2014



SOURCE: J. Smith and C. Medalia (September 2015). Health Insurance Coverage in the United States: 2014. Current Population Reports. U.S. Census Bureau. Also presented during a September 2015 joint SHADAC/U.S. Census Bureau webinar.

Data: U.S. Census Bureau, Current Population Survey, 2014 and 2015 Annual Social and Economic Supplements, and 2008 to 2014 1-Year American Community Surveys.

Change in Percentage of People by Type of Health Insurance Coverage: 2013 to 2014



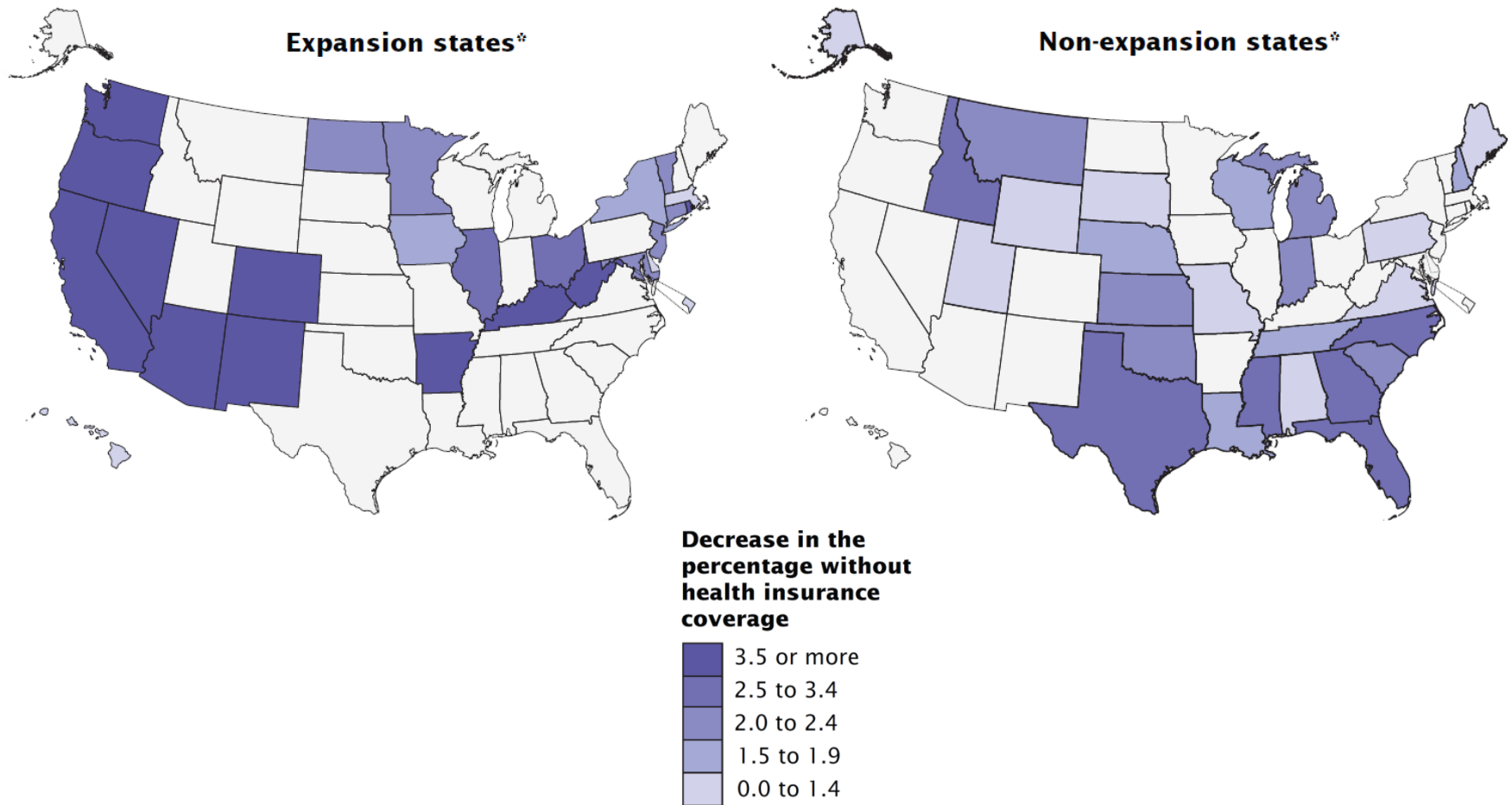
SOURCE: J. Smith and C. Medalia (September 2015). Health Insurance Coverage in the United States: 2014. Current Population Reports. U.S. Census Bureau. Also presented during a September 2015 joint SHADAC/U.S. Census Bureau webinar.

Note: Between 2013 and 2014, there was not a statistically significant change in the percentage of people covered by employment-based health insurance or military health care.

*Military health care includes TRICARE and CHAMPVA (Civilian Health and Medical Program of the Department of Veterans Affairs) as well as care provided by the Department of Veterans Affairs and the military.

Data: U.S. Census Bureau, Current Population Survey, 2014 and 2015 Annual Social and Economic Supplements.

Decrease in Uninsured Rate by State and Medicaid Expansion Status: 2013 to 2014

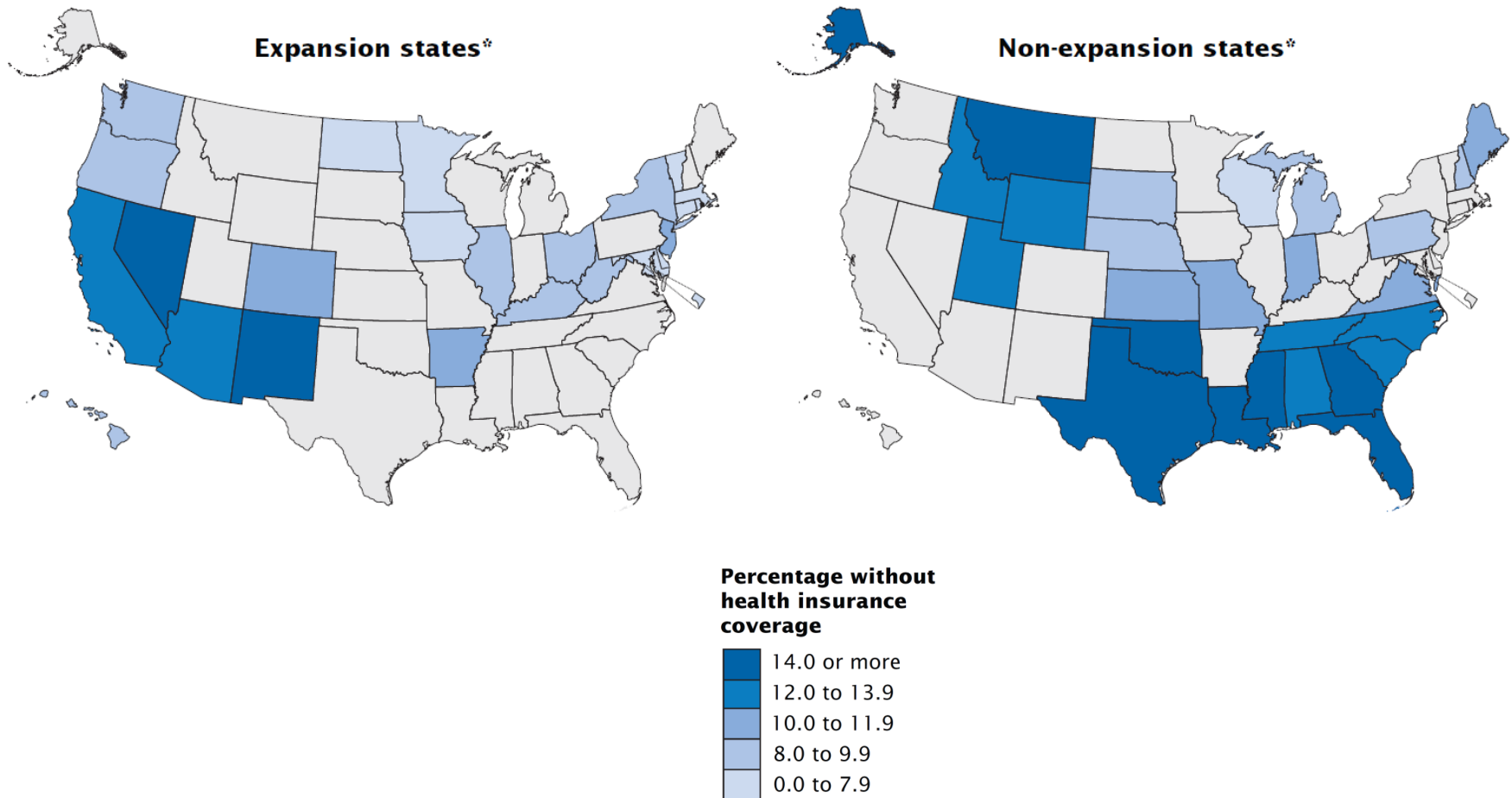


SOURCE: J. Smith and C. Medalia (September 2015). Health Insurance Coverage in the United States: 2014. Current Population Reports. U.S. Census Bureau. Also presented during a September 2015 joint SHADAC/U.S. Census Bureau webinar.

*Medicaid expansion status as of January 1, 2014.

Data: U.S. Census Bureau, 2014 1-Year American Community Survey.

Uninsured Rate by State and Medicaid Expansion Status: 2014

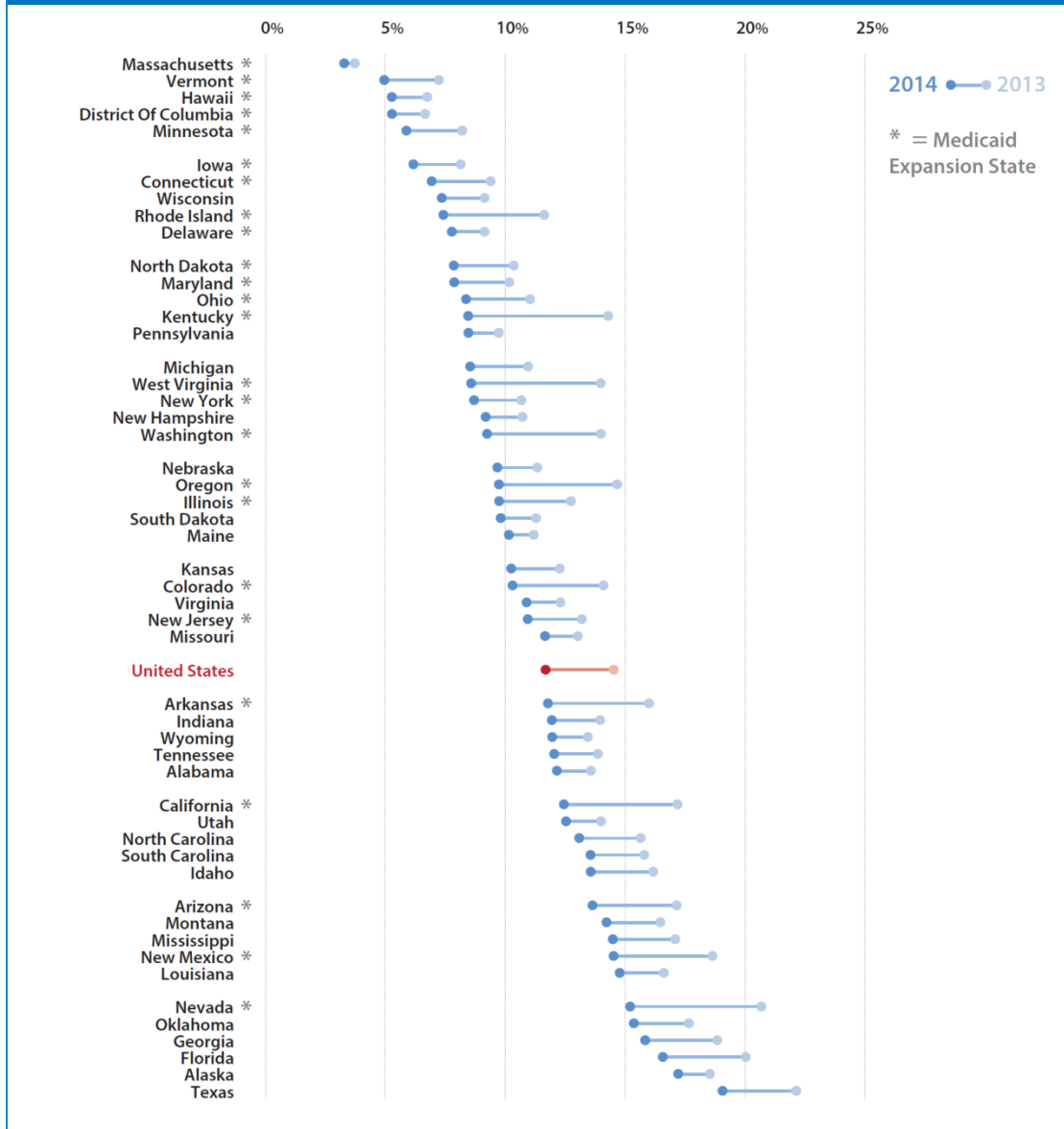


SOURCE: J. Smith and C. Medalia (September 2015). Health Insurance Coverage in the United States: 2014. Current Population Reports. U.S. Census Bureau. Also presented during a September 2015 joint SHADAC/U.S. Census Bureau webinar.

*Medicaid expansion status as of January 1, 2014.

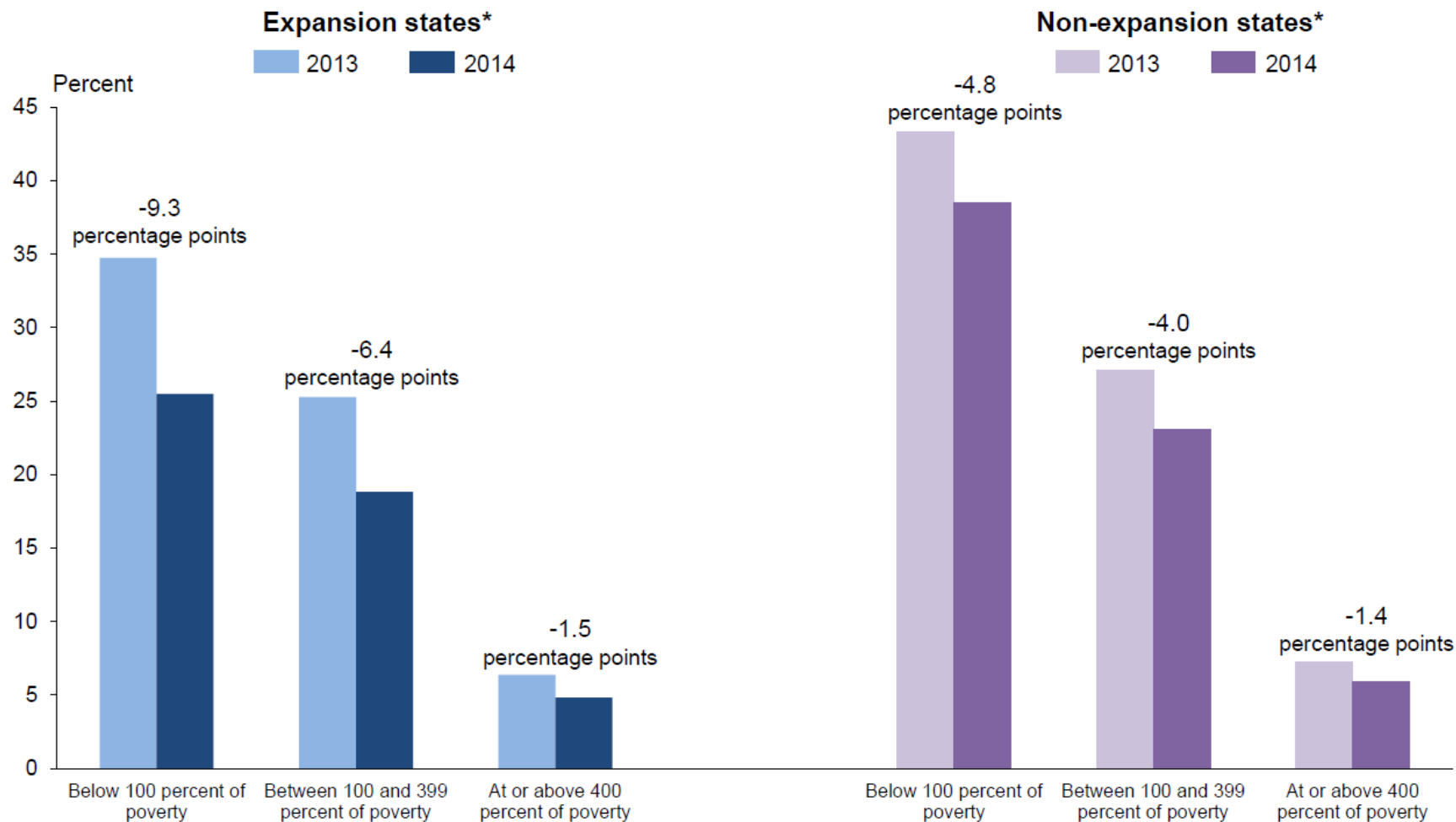
Data: U.S. Census Bureau, 2014 1-Year American Community Survey.

Population Without Health Insurance Coverage by State: 2013 and 2014



SOURCE: J. Smith and C. Medalia (September 2015). Health Insurance Coverage in the United States: 2014. Current Population Reports. U.S. Census Bureau. Also presented during a September 2015 joint SHADAC/U.S. Census Bureau webinar.

Uninsured Rate by Poverty Status and Medicaid Expansion of State for Adults Aged 19 to 64 Years: 2013 and 2014



SOURCE: J. Smith and C. Medalia (September 2015). Health Insurance Coverage in the United States: 2014. Current Population Reports. U.S. Census Bureau. Also presented during a September 2015 joint SHADAC/U.S. Census Bureau webinar.

*Medicaid expansion status as of January 1, 2014.

Data: U.S. Census Bureau, 2013 and 2014 1-Year American Community Surveys.

Contact Information

Donna Spencer

SHADAC

University of Minnesota

School of Public Health

dspencer@umn.edu

