



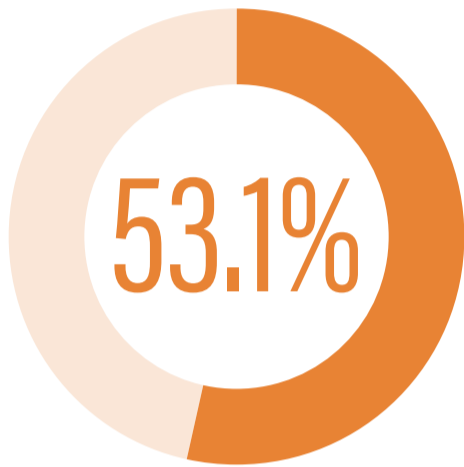
HOUSING AFFORDABILITY MATTERS

UNAFFORDABLE RENTS: A NEW MEASURE ON STATE HEALTH COMPARE

Housing affordability is a social determinant of health. A lack of affordable housing contributes to housing instability and homelessness, both of which are strong predictors of higher health care costs and poor health outcomes, among others.¹ Many states—especially those with high housing costs and large numbers of low-income residents—face housing affordability challenges. Unaffordable Rents, a new measure on State Health Compare, provides six years (2012-2017) of data on the percentage of rental households that spend more than 30% of their monthly income on rent, both at the national and state level, including breakdowns for Medicaid enrollment, non-white/white, disability status, and household income.

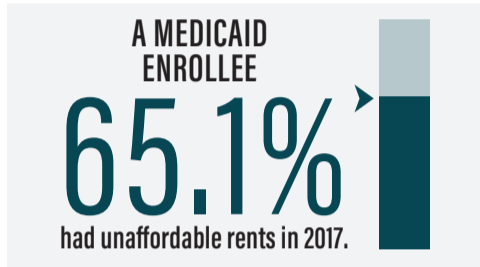
44.7%
of households in California rented in 2017.

BREAKDOWN OF UNAFFORDABLE RENTS IN CALIFORNIA



of rental households in California had unaffordable rents in 2017.

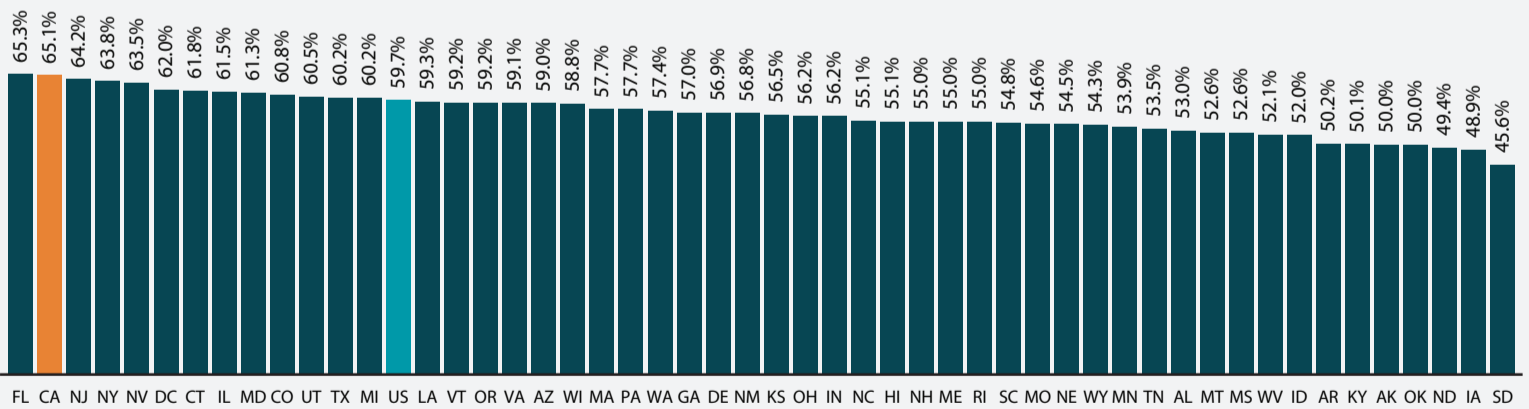
AMONG RENTAL HOUSEHOLDS WITH:



USING MEDICAID TO ADDRESS HOUSING INSTABILITY AT THE STATE LEVEL

States have the flexibility to use Medicaid funds to help provide housing support services for individuals with disabilities, older adults needing long-term services and supports, and individuals experiencing chronic homelessness. Medicaid can be used to provide services to support individuals' housing transitions, to help individuals sustain their tenancy, and to develop strategic housing collaboratives. These services can be reimbursed through Medicaid demonstration waivers and Medicaid state plans. For example, California's most recent Medicaid 1115 Waiver includes initiatives to help enrollees who are experiencing or are at risk of homelessness access affordable, stable housing and supportive services.²

AMONG RENTAL HOUSEHOLDS WITH A MEDICAID ENROLLEE: PERCENT WITH UNAFFORDABLE RENTS



THE MEASURES THAT MATTER SERIES

This infographic is the second in a series highlighting measures available from State Health Compare, a resource states can use to better understand trends in health and health care in their state and compare those to other states and the nation. The previous infographic in the series, Education Matters, highlighted the role education plays in inequities in health care affordability and access.

Notes: Unaffordable rent is defined as spending more than 30% of monthly household income on rent. Medicaid households are defined as households with one or more Medicaid enrollee. Differences described in this analysis are statistically significant at the 95% confidence level unless otherwise noted.

Sources: SHADAC analysis of the 2017 American Community Survey (ACS) Public Use Microdata Sample (PUMS) files, State Health Compare, SHADAC, University of Minnesota, statehealthcompare.shadac.org.

¹ Paradise J, Ross DC. Linking Medicaid and Supportive Housing: Opportunities and On the Ground Examples. Jan 2017: Kaiser Family Foundation. <https://www.kff.org/report-section/linking-medicaid-and-supportive-housing-issue-brief/>. Cassidy A. Health Policy Brief: Medicaid and Permanent Supportive Housing. October 2016: Health Affairs and Robert Wood Johnson Foundation. https://www.rwjf.org/content/dam/farm/reports/issue_briefs/2016/rwjf432103.

² Medi-Cal 2020 Demonstration. 2018: California Department of Health Care Services. Accessed July 5, 2018. <http://www.dhcs.ca.gov/provgovpart/Pages/medi-cal-2020-waiver.aspx>

Click here to check out these and other estimates on State Health Compare!

