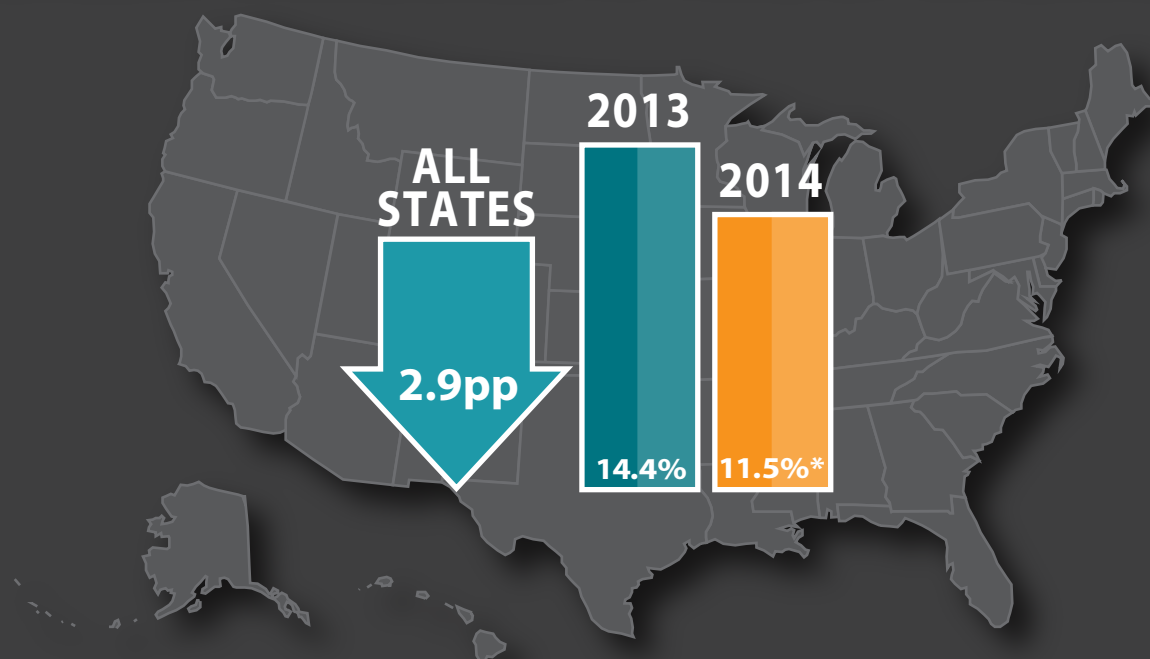


Post ACA State Level Uninsurance Estimates

Early Release from the National Health Survey (NHIS)


The NHIS Early Release (ER) Program has released health insurance coverage rates for 2014. This early release provides the first opportunity to examine 2014 uninsurance rate estimates using large-scale federal survey data.

PERCENT UNINSURED AT TIME OF INTERVIEW



UNINSURED RATE DROPS ACROSS ALL AGE GROUPS

**4.1pp
DROP**

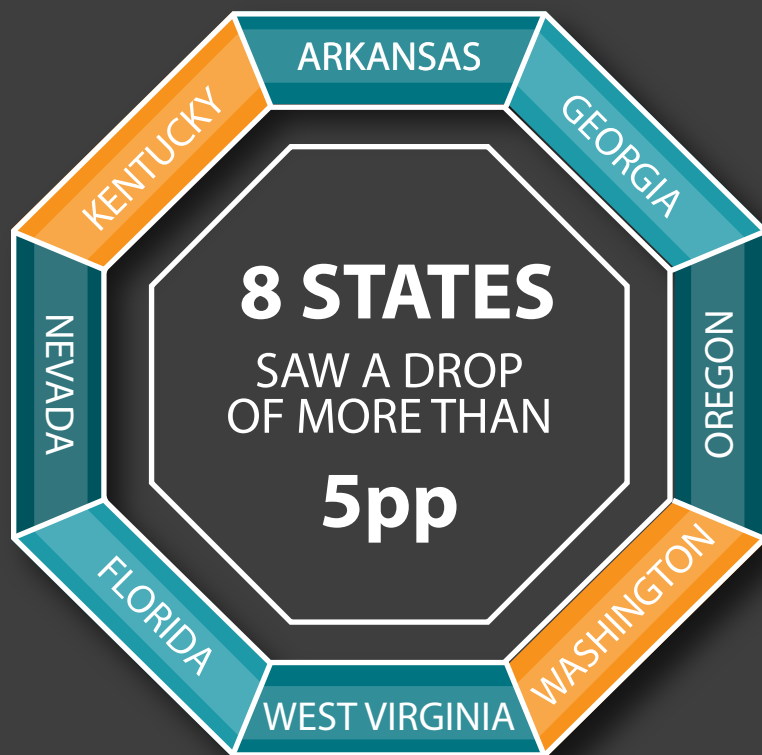


for Non-elderly adults
(ages 18 - 64)

**1.0pp
DROP**



for Children
(ages 0 - 17)



saw the largest drop at

12.5pp
(20.1% to 7.6%)



Reflects all age uninsurance rates unless noted. All results on this page are statistically significant at the 95% confidence level.

All Ages Uninsured at Time of Interview

2013 - 2014

	2013 Uninsurance Rate	2014 Uninsurance Rate	Percentage Point Change 2013 - 2014
U.S.	14%	12%	-2.9*
Alabama	11%	10%	-0.6
Arizona	18%	15%	-3.4
Arkansas	19%	11%	-7.6*
California	17%	12%	-5*
Colorado	13%	10%	-3.8
Connecticut	9%	7%	-2.1
Delaware	9%	4%	-4.9*
District of Columbia	4%	3%	-0.5
Florida	21%	15%	-5.2*
Georgia	20%	14%	-5.5*
Idaho	17%	13%	-3.7
Illinois	12%	10%	-2.1
Indiana	13%	12%	-0.7
Iowa	7%	6%	-1.8
Kansas	13%	9%	-3.7
Kentucky	16%	11%	-5.5*
Louisiana	13%	13%	-0.2
Maine	10%	11%	0.9
Maryland	11%	8%	-3.5
Massachusetts	5%	3%	-2
Michigan	11%	8%	-3*
Minnesota	7%	6%	-1.4
Mississippi	17%	15%	-1.8
Missouri	15%	12%	-2.2
Nebraska	13%	11%	-1.3
Nevada	22%	15%	-6.7*
New Hampshire	11%	8%	-2.6
New Jersey	12%	9%	-2.6
New York	10%	9%	-0.2
North Carolina	17%	15%	-2.2
Ohio	11%	8%	-3.8*
Oklahoma	20%	18%	-2.1
Oregon	14%	9%	-5.4*
Pennsylvania	11%	8%	-3.5*
Rhode Island	9%	6%	-2.7
South Carolina	16%	15%	-1.6
Tennessee	10%	11%	0.8
Texas	21%	19%	-1.2
Utah	15%	13%	-2.4
Virginia	12%	11%	-1.1
Washington	16%	10%	-6.6*
West Virginia	20%	8%	-12.5*
Wisconsin	8%	6%	-1.9

*Statistically significant at the 95% confidence level

