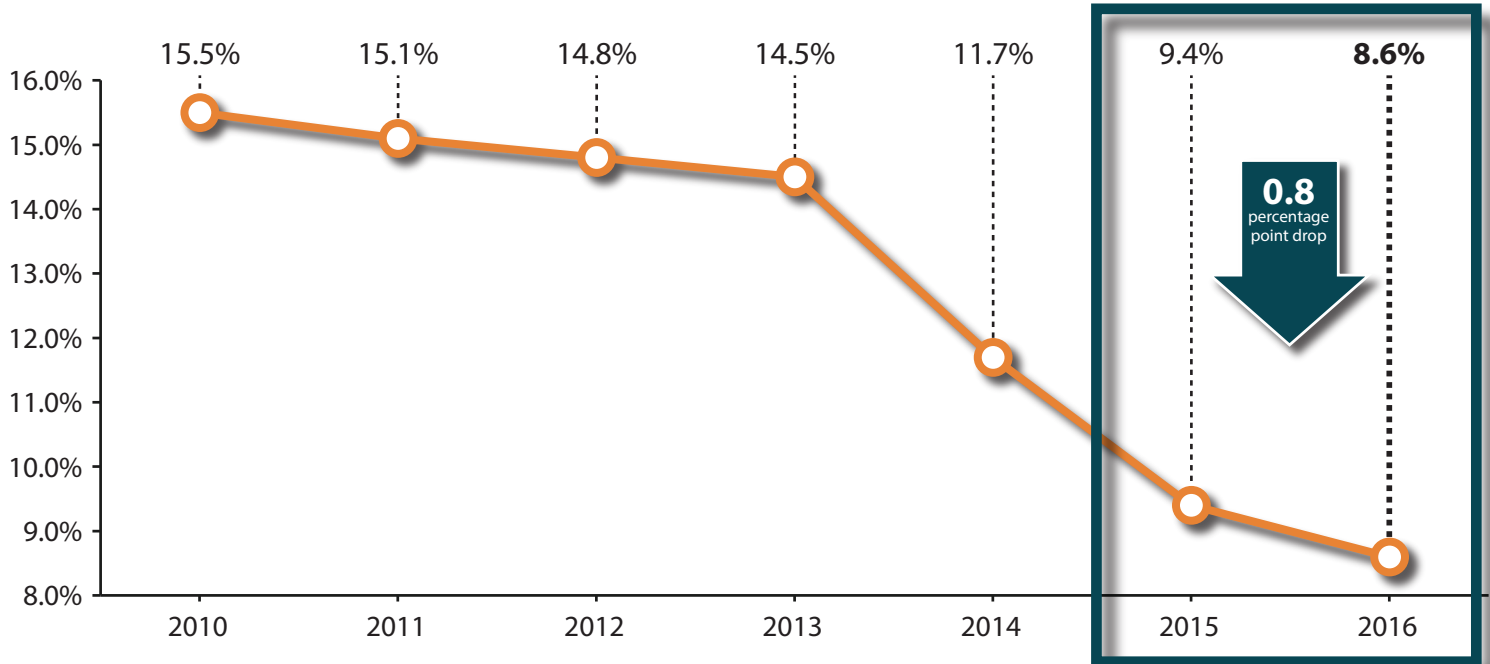


UNINSURED RATE FELL NATIONALLY AND IN 39 STATES IN 2016

ESTIMATES FROM THE
AMERICAN COMMUNITY SURVEY (ACS)

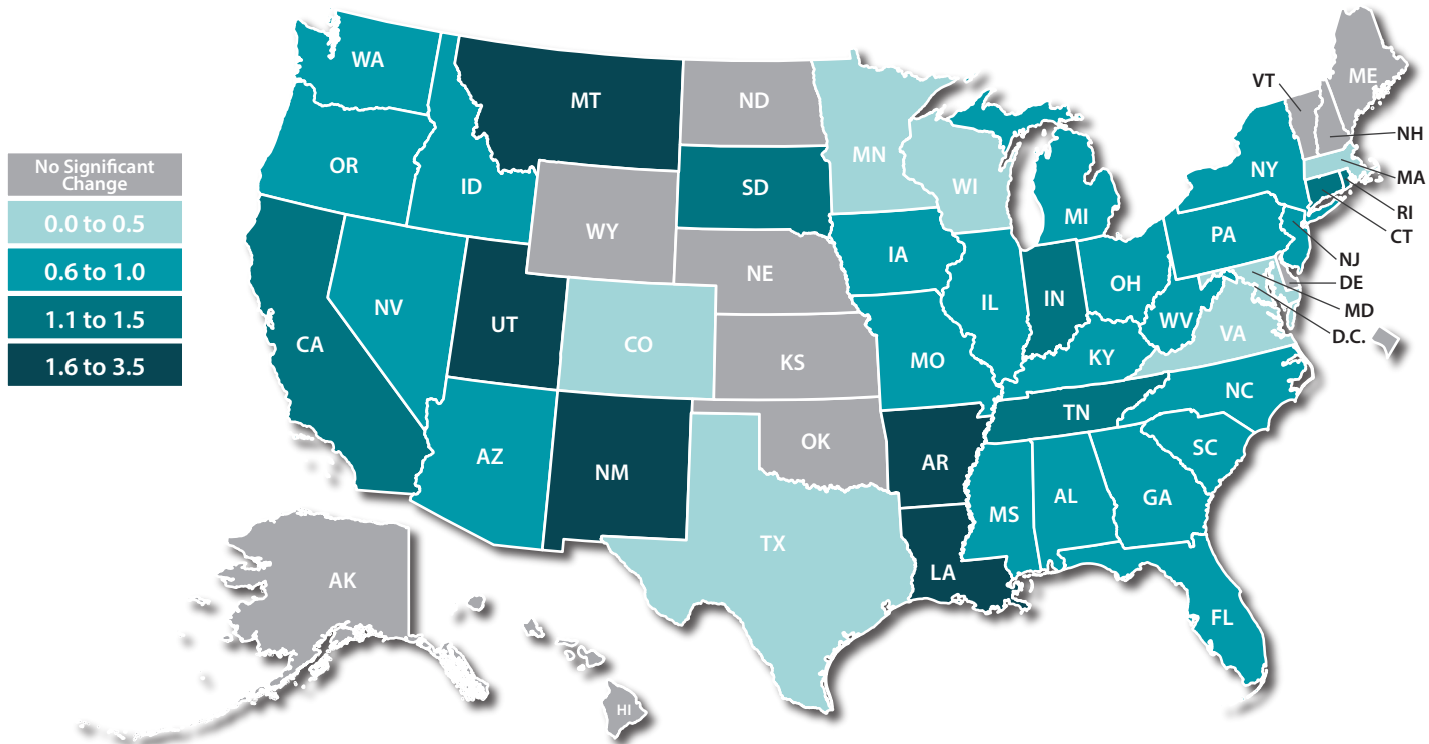
New data from the ACS show that the nation's uninsured rate declined significantly in 2016, falling 0.8 percentage points from 9.4% in 2015 to 8.6% in 2016. This drop in uninsurance has continued each year since the historic drop between 2013 and 2014. Uninsurance also fell significantly in 39 states in 2016. Eleven states saw no significant change in uninsurance, and no state reported a significant increase.

NATIONAL UNINSURED RATE OVER TIME, 2010-2016




DECLINE IN STATE UNINSURED RATES, 2015-2016

Percentage Point Decline in State Uninsurance Rates from 2015-2016

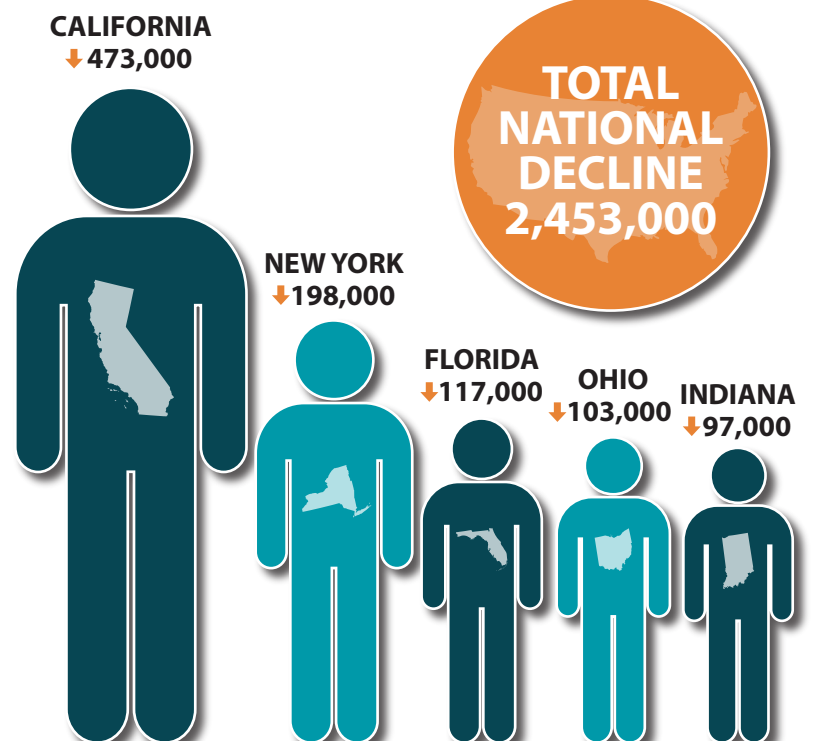


TOP STATE DECLINES IN UNINSURED, 2015-2016

Top Five Percentage-Point Declines in Uninsured Rate, 2015-2016



Top Five Declines in Number of Uninsured, 2015-2016



Note: All year-over-year changes are statistically significant at the 90 percent confidence level.

Source: American Community Survey. Barnett, J.C., and Berchick, E.R. September 12, 2017. "Health Insurance Coverage in the United States: 2016." Current Population Reports. Washington, DC: US Census Bureau. Available at <https://www.census.gov/content/dam/Census/library/publications/2017/demo/p60-260.pdf>