

National Rates of Health Insurance Coverage

Findings from the 2021 Current Population Survey Annual Social and Economic Supplement (CPS ASEC)

2019

VS
INCREASE OR DECREASE

2020

UNINSURED RATES

8.0 percent or 26.1 million people

did not have health insurance at any point in 2019.



8.6 percent or 28.0 million people

did not have health insurance at any point in 2020.

11.6 percent of people living in non-Medicaid expansion states were uninsured in 2019.



12.6 percent of people living in non-Medicaid expansion states were uninsured in 2020.

6.0 percent of people living in Medicaid expansion states were uninsured in 2019.



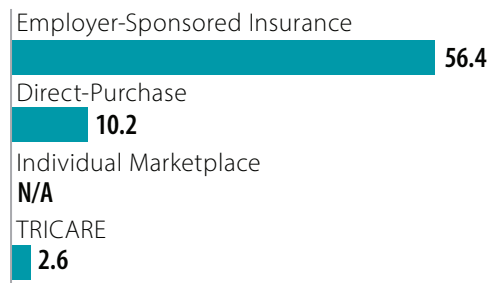
6.4 percent of people living in Medicaid expansion states were uninsured in 2020.

**this year-over-year change was not statistically significant.*

PRIVATE COVERAGE RATES


68.0 percent

of people in the United States had private coverage in 2019.



66.5 percent

of people in the United States had private coverage in 2020.

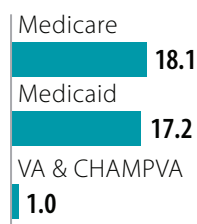


**Year over year differences among coverage type categories have not been tested for statistical significance. The estimates by type of coverage are not mutually exclusive; people can be covered by more than one type of health insurance during the year.*

PUBLIC COVERAGE RATES

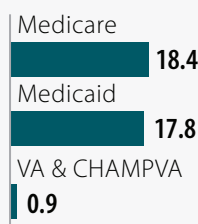
34.1 percent

of people in the United States had public coverage in 2019.



34.8 percent

of people in the United States had public coverage in 2020.



**Year over year differences among coverage type categories have not been tested for statistical significance. The estimates by type of coverage are not mutually exclusive; people can be covered by more than one type of health insurance during the year.*

Notes: All year-over-year changes are statistically significant at the 90 percent confidence level unless otherwise noted.

2019 estimates from the CPS ASEC were impacted by disruptions due to the COVID-19 pandemic, which likely resulted in measurable nonresponse bias. Comparisons with these 2019 estimates should be treated with caution. See Census Working Paper SEHSD WP2020-10 for more information.

Source: Current Population Survey Annual Social and Economic Supplement estimates. Keisler-Starkey K, & Bunch LN. September 15, 2021. *Health Insurance Coverage in the United States: 2020*. Current Population Reports: 60-274. Washington, DC: U.S. Census Bureau. Available at <https://www.census.gov/content/dam/Census/library/publications/2021/demo/p60-274.pdf>.