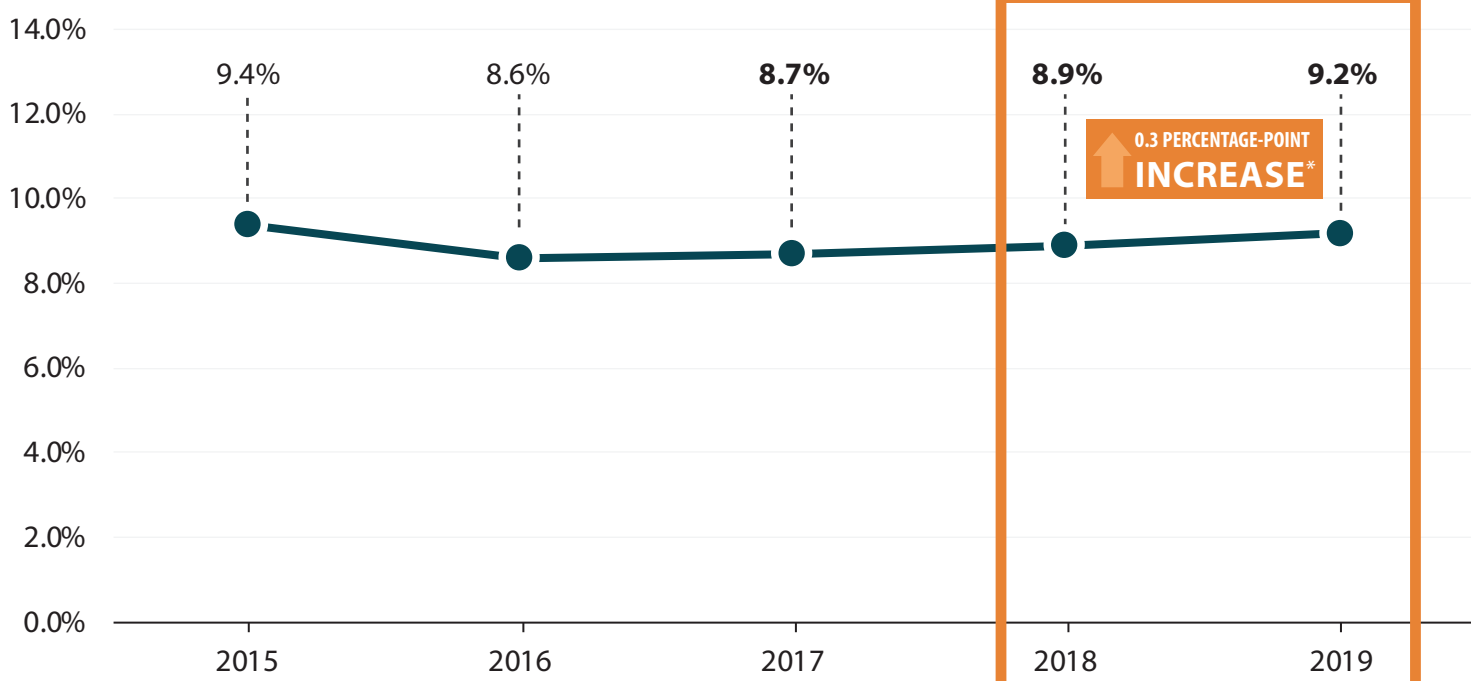


UNINSURED RATE INCREASED NATIONALLY AND IN NINETEEN STATES IN 2019

ESTIMATES FROM THE AMERICAN COMMUNITY SURVEY (ACS)

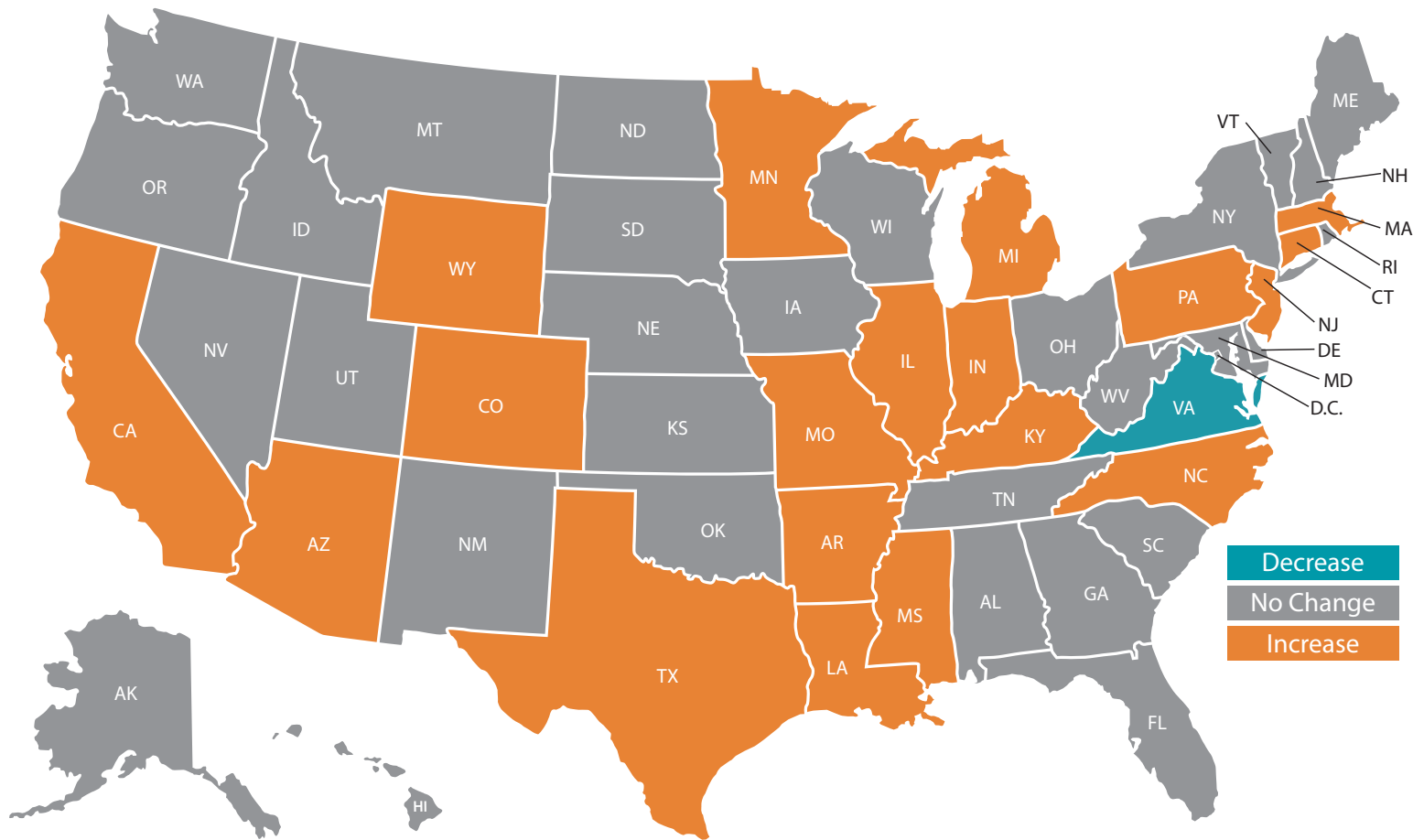
New data from the American Community Survey (ACS) show that the nation's uninsured rate increased significantly in 2019, rising from 8.9 percent in 2018 to 9.2 percent in 2019. Between 2018 and 2019, the percentage of people without health insurance coverage decreased in one state and increased in 19 states. In 2019, Massachusetts again had the lowest rate of uninsured at 3.0 percent, which increased from 2.8 percent in 2018, while Texas continued to have the highest rate of uninsured at 18.4 percent, up from 17.7 percent in 2018.

NATIONAL UNINSURED RATE OVER TIME, 2015-2019

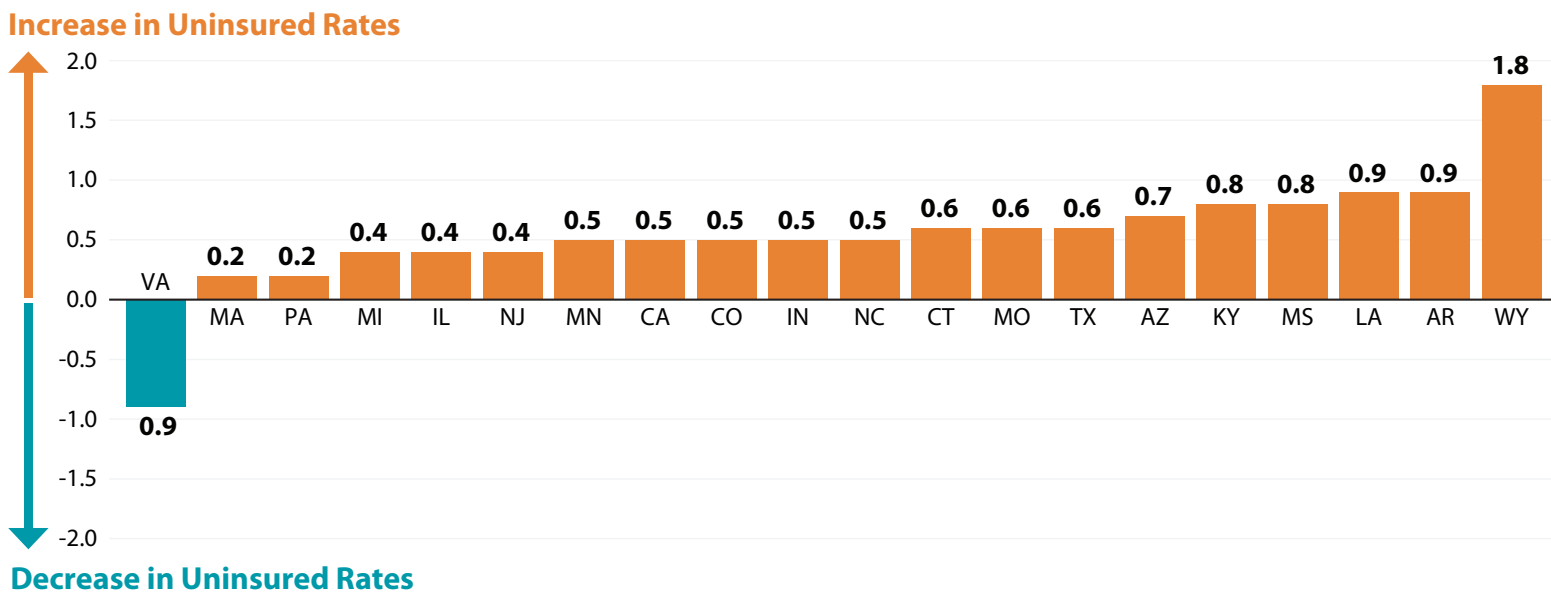


*Percentage-point change is calculated with unrounded numbers, which produces different results from using the rounded estimates in the graph above.

SIGNIFICANT CHANGES IN STATE UNINSURED RATES, 2018-2019



PERCENTAGE-POINT CHANGES IN STATE UNINSURED RATES, 2018-2019



*States excluded from the bar graph above did not see statistically significant changes in uninsured rates between 2018 and 2019.

Note: All year-over-year changes are statistically significant at the 90 percent confidence level.

Source: American Community Survey estimates. Barnett JC, Berchick ED, & Upton RD. September 15, 2020. *Health Insurance Coverage in the United States: 2019*. Current Population Reports: 60-271. Washington, DC: U.S. Census Bureau. Available at <https://www.census.gov/library/publications/2020/demo/p60-271.html>.