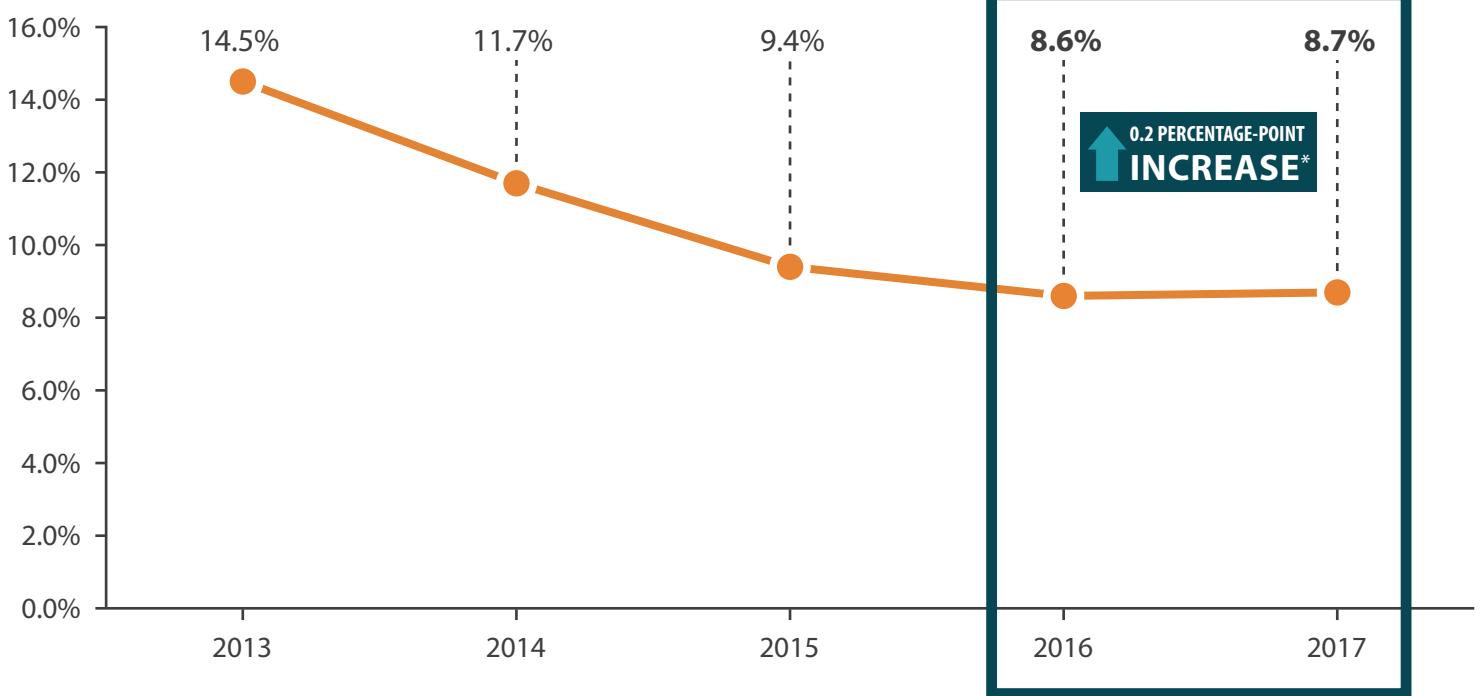


# UNINSURED RATE INCREASED NATIONALLY AND IN FOURTEEN STATES IN 2017

ESTIMATES FROM THE AMERICAN COMMUNITY SURVEY (ACS)

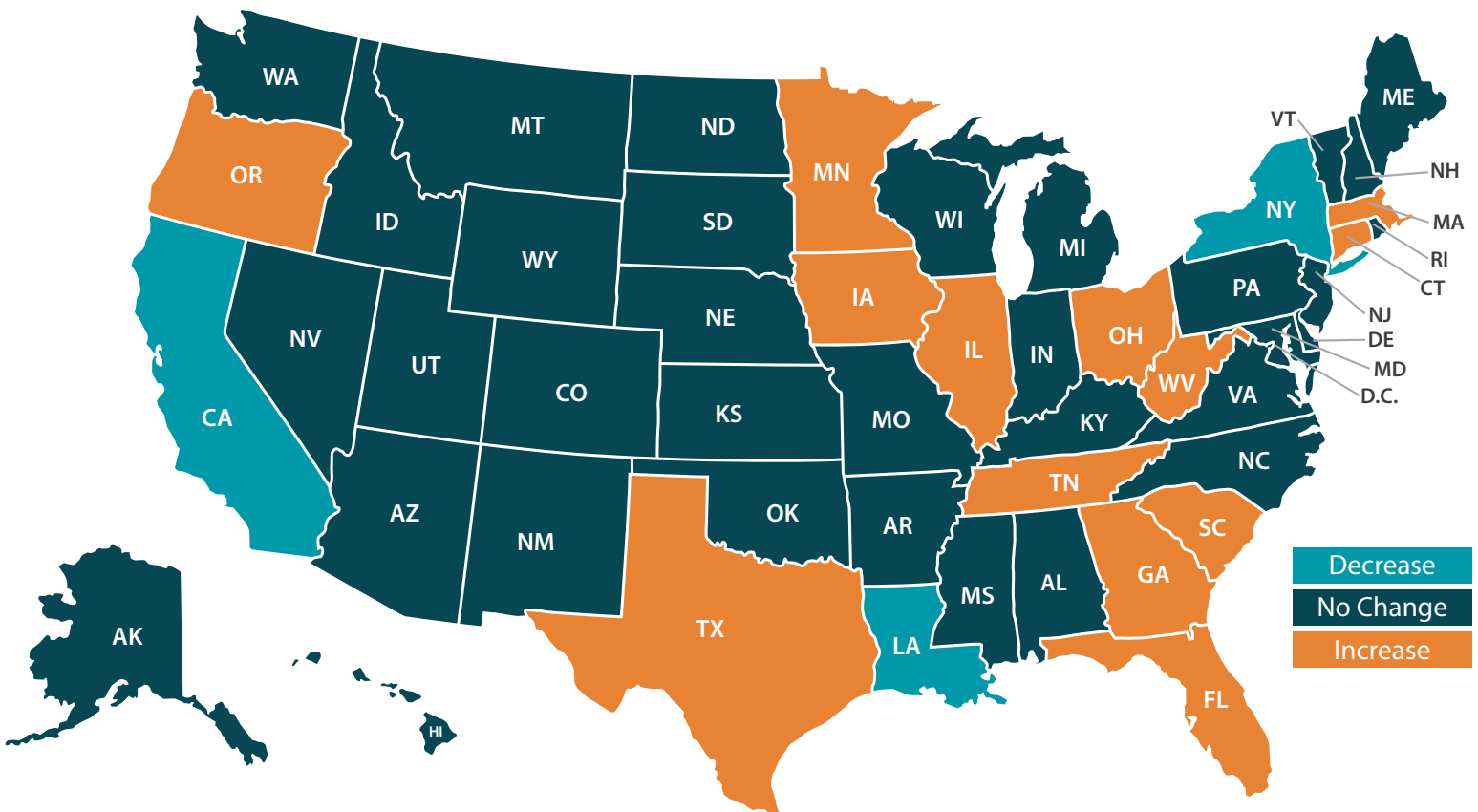
New data from the ACS show that the nation's uninsured rate increased significantly in 2017, rising from 8.6% in 2016 to 8.7% in 2017. This is the first year since 2010 that there has been an increase in the national uninsured rate. Uninsurance also rose significantly in 14 states in 2017 while falling significantly in three. Thirty-three states and the District of Columbia saw no significant change in uninsurance in 2017.

## NATIONAL UNINSURED RATE OVER TIME, 2013-2017

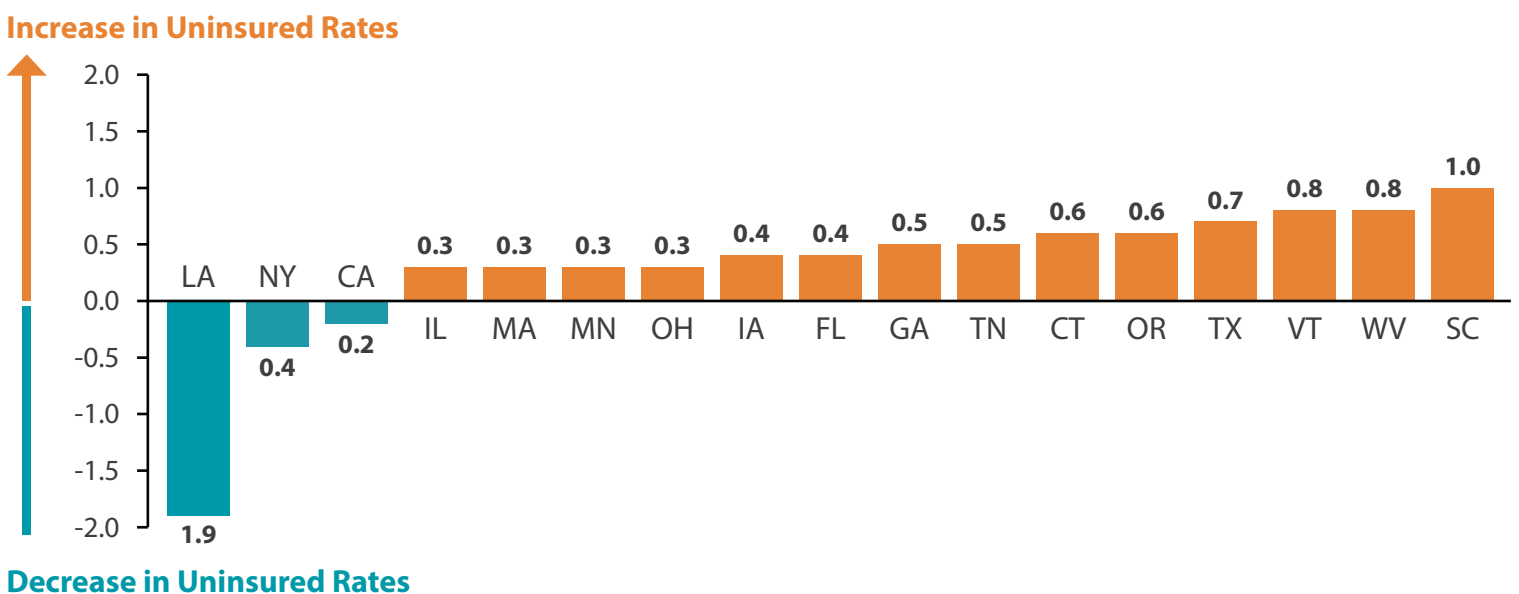


\*Percentage-point change is calculated with unrounded numbers, which produces different results from using the rounded estimates in the graph above.

## CHANGES IN STATE UNINSURED RATES, 2016-2017



## PERCENTAGE-POINT CHANGES IN STATE UNINSURED RATES, 2016-2017



\*States excluded from the bar graph above did not see statistically significant changes in uninsured rates between 2016 and 2017.

Note: All year-over-year changes are statistically significant at the 90 percent confidence level.

Source: American Community Survey estimates. Barnett JC, Berchick ED, & Hood E. September 12, 2018. *Health Insurance Coverage in the United States: 2017*. Current Population Reports: 60-264. Washington, DC: U.S. Census Bureau. Available at [https://www.census.gov/content/census/en/library/publications/2018/demo/p60-264.html?eml=gd&utm\\_medium=email&utm\\_source=govdelivery](https://www.census.gov/content/census/en/library/publications/2018/demo/p60-264.html?eml=gd&utm_medium=email&utm_source=govdelivery).